



DEPARTMENT OF REGULATORY AND ECONOMIC RESOURCES (RER)  
BOARD AND CODE ADMINISTRATION DIVISION

MIAMI-DADE COUNTY  
PRODUCT CONTROL SECTION  
11805 SW 26 Street, Room 208  
Miami, Florida 33175-2474  
T (786) 315-2590 F (786) 315-2599  
[www.miamidade.gov/economy](http://www.miamidade.gov/economy)

**NOTICE OF ACCEPTANCE (NOA)**

**GAF**  
**1 Campus Drive**  
**Parsippany, NJ. 07054**

**SCOPE:**

This NOA is being issued under the applicable rules and regulations governing the use of construction materials. The documentation submitted has been reviewed and accepted by Miami-Dade County RER - Product Control Section to be used in Miami-Dade County and other areas where allowed by the Authority Having Jurisdiction (AHJ).

This NOA shall not be valid after the expiration date stated below. The Miami-Dade County Product Control Section (in Miami-Dade County) and/or the AHJ (in areas other than Miami-Dade County) reserve the right to have this product or material tested for quality assurance purposes. If this product or material fails to perform in the accepted manner, the manufacturer will incur the expense of such testing and the AHJ may immediately revoke, modify, or suspend the use of such product or material within their jurisdiction. RER reserves the right to revoke this acceptance, if it is determined by Miami-Dade County Product Control Section that this product or material fails to meet the requirements of the applicable building code.

This product is approved as described herein, and has been designed to comply with the Florida Building Code including the High Velocity Hurricane Zone of the Florida Building Code.

**DESCRIPTION: GAF Cobra® Hip Vent Exhaust Vent for Hip Roofs**

**LABELING:** Each unit shall bear a permanent label with the manufacturer's name or logo, city, state and following statement: "Miami-Dade County Product Control Approved", unless otherwise noted herein.


**RENEWAL** of this NOA shall be considered after a renewal application has been filed and there has been no change in the applicable building code negatively affecting the performance of this product.

**TERMINATION** of this NOA will occur after the expiration date or if there has been a revision or change in the materials, use, and/or manufacture of the product or process. Misuse of this NOA as an endorsement of any product, for sales, advertising or any other purposes shall automatically terminate this NOA. Failure to comply with any section of this NOA shall be cause for termination and removal of NOA.

**ADVERTISEMENT:** The NOA number preceded by the words Miami-Dade County, Florida, and followed by the expiration date may be displayed in advertising literature. If any portion of the NOA is displayed, then it shall be done in its entirety.

**INSPECTION:** A copy of this entire NOA shall be provided to the user by the manufacturer or its distributors and shall be available for inspection at the job site at the request of the Building Official.

This NOA consists of pages 1 through 5.

The submitted documentation was reviewed by *Freddy Semino* 



**NOA No. 17-0124.04**  
**Expiration Date: 07/03/24**  
**Approval Date: 07/03/19**  
**Page 1 of 5**

**ROOFING COMPONENT APPROVAL**

**Category:** Roofing  
**Sub-Category:** Ventilation  
**Materials:** Plastic

**TRADE NAMES OF PRODUCTS MANUFACTURED OR LABELED BY APPLICANT:**

<u>Product</u>	<u>Dimensions</u>	<u>Test Specification</u>	<u>Product Description</u>
GAF Cobra® Hip Vent Exhaust Vent Exhaust Vent for Hip Roofs	3/4" x 11-3/4" x 48"	TAS-100 A	Low profile exhaust vent for Hip Roofs installation under shingles.

**MANUFACTURING LOCATION(S):**

- Cumming, GA.

**EVIDENCE SUBMITTED:**

<u>Test Agency/Identifier</u>	<u>Name</u>	<u>Report</u>	<u>Date</u>
Architectural Testing	TAS 100(A)	G2331.03-109-18	02/25/19
	ASTM D 1929	D2702.01-106-18	02/27/19
	ASTM D 635	D2702.01-106-18	02/27/19
	ASTM D 2843	D2702.01-106-18	02/27/19



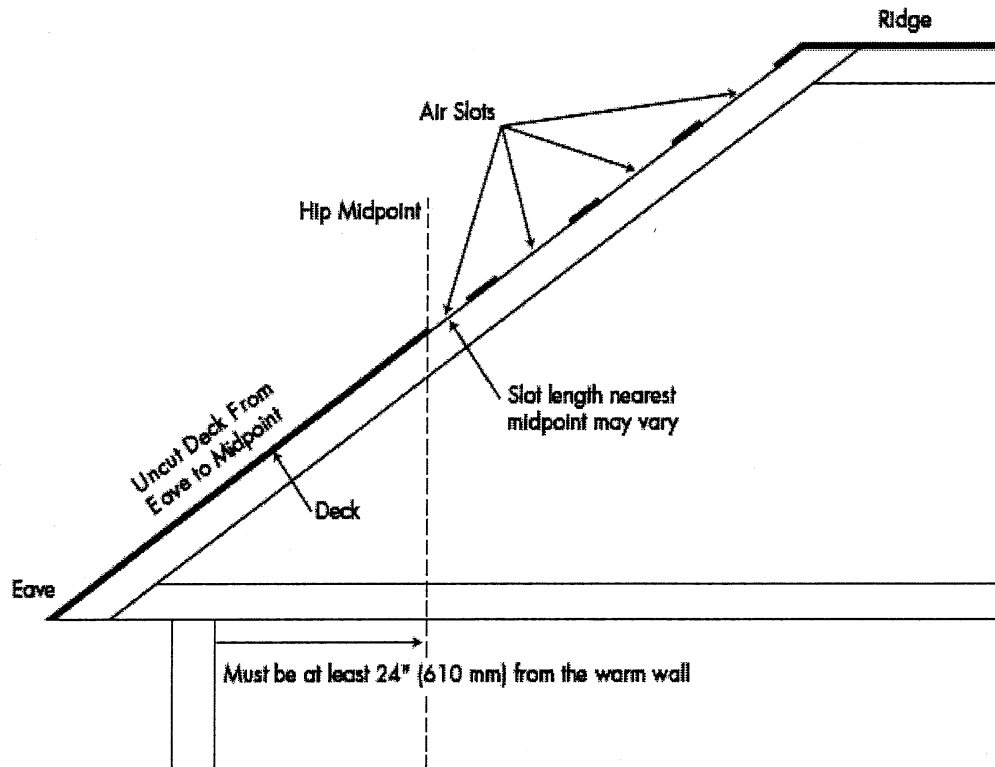
NOA No. 17-0124.04  
Expiration Date: 07/03/24  
Approval Date: 07/03/19  
Page 2 of 5

## APPROVED APPLICATIONS

**Tradename:** GAF Cobra® Hip Vent Exhaust Vent Exhaust Vent for Hip Roofs

**System Type:** Mechanical attachment of static vent over asphalt shingle roof systems only and only to Hips. DO NOT Install this product on Ridges.

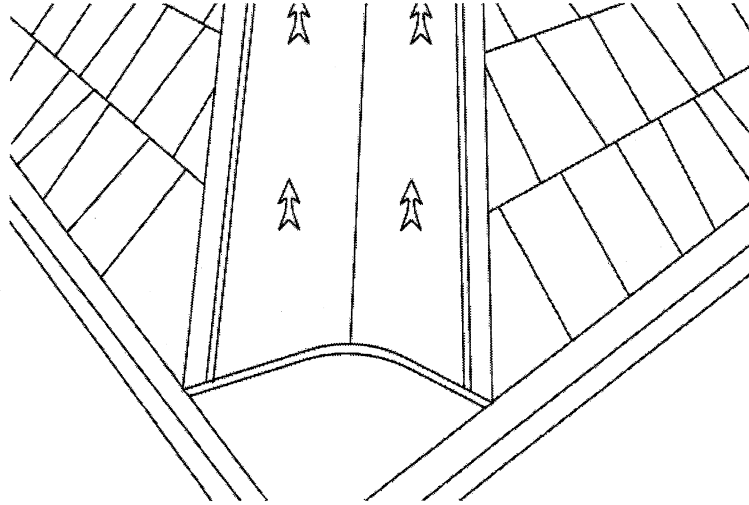
**Cutout/Slot:** Cut a 2-1/2" slot centered on the hip beginning at 12 inches below the top of the hip and extending 36 inches down the hip for every 4 foot section of Cobra® Hip Vent Exhaust Vent for Hip Roofs needed. Leave 12 inches of the hip uncut after each 36 inch opening, and the lowest opening must stop at the mid-point of the hip and more than 24 inches in from the exterior warm wall. Slots below the midpoint of the hip will not improve ventilation and must be avoided. Cut away the shingles first with a roofing knife, then cut the deck with a circular saw. The saw should be adjusted so that the rafters or trusses are not cut. Note, the roof decking must be re-nailed to the rafter at the edge closest to the hip to compensate for the nails removed when the hip slot was cut. On roof decks, where a sheathing seam intersects the hip air slot, stop cutting the air slot 2" before the seam and continue cutting the slot 2" after the seam, leaving a total of 4" of uncut deck at the seam. Then, proceed with cutting down to the previously marked 36" point. This will help keep the seam area attached to the hip rafter for increased strength. The air slot can be widened, in this case, to 5/8" on each side of the hip rafter to maintain proper NFVA.




NOA No. 17-0124.04  
Expiration Date: 07/03/24  
Approval Date: 07/03/19

**Installation:**

Cobra® Hip Vent sections are centered and installed over the roof hips with adjacent sections of Cobra® Hip Vent tightly butted. The Cobra® Hip Vent is installed with 1-3/4" long min. corrosion resistant ring shank roofing nails spaced at 6" along each side of the vent using the inscribed nail targets on the hip vent. There inscribed arrows on the top of the vent must always point up towards the peak. The fastener must be long enough to penetrate a minimum of 3/4" through the sheathing or decking.



For roofs with ridge vents, lengths of Cobra® Hip Vent Exhaust Vent for Hip Roofs must be butted tightly to sections of ridge vents and install a 3 inch by 12 inch strip of self-adhering leak barrier over all junctions. For roofs without ridge vents, sections of hip vent from adjacent hip runs must be mitered together tightly where they intersect. Install a 3 inch by 12 inch strip of self-adhering leak barrier over all junctions. Ends junction with ridge vents shall shall be caulked with an approved polyurethane sealant.



**Ridge Shingle:** Install pre-manufactured or field-cut asphalt ridge shingles over the Cobra® Hip Vent Exhaust Vent with ASTM C920 polyurethane sealant between the cap shingle and the top of the hip vent. Cap shingles are attached using two nails each, one on each side of the hip aligned with the inscribed nail line on the hip vent. Ring shank nails shall be corrosion resistant 1 3/4" minimum and long enough to penetrate through the wood deck and or sheathing at a 3/4" minimum.

**Net Free Area:** Refer to manufacturers published literature.

**Minimum Slope:** 3/12

**LIMITATIONS:**

1. Refer to applicable Building Codes for required ventilation.
2. This acceptance is for installations over asphalt shingle roof systems only.
3. GAF Cobra® Hip Vent Exhaust Vent for Hip Roofs shall not be installed on roof mean heights greater than 33 feet.
4. All fasteners used in the installation of this product shall be in compliance with the requirements of FBC section 1517.5.1
5. All products listed herein shall have a quality assurance audit in accordance with the Florida Building Code and Rule 61G20-3 of the Florida Administrative Code.
6. All approved products listed herein shall be labeled and shall bear the imprint or identifiable marking of the manufacturer's name or logo and following statement: "Miami-Dade County Product Control Approved" or the Miami-Dade County Product Control Seal as shown below.



**END OF THIS ACCEPTANCE**



NOA No. 17-0124.04  
Expiration Date: 07/03/24  
Approval Date: 07/03/19  
Page 5 of 5