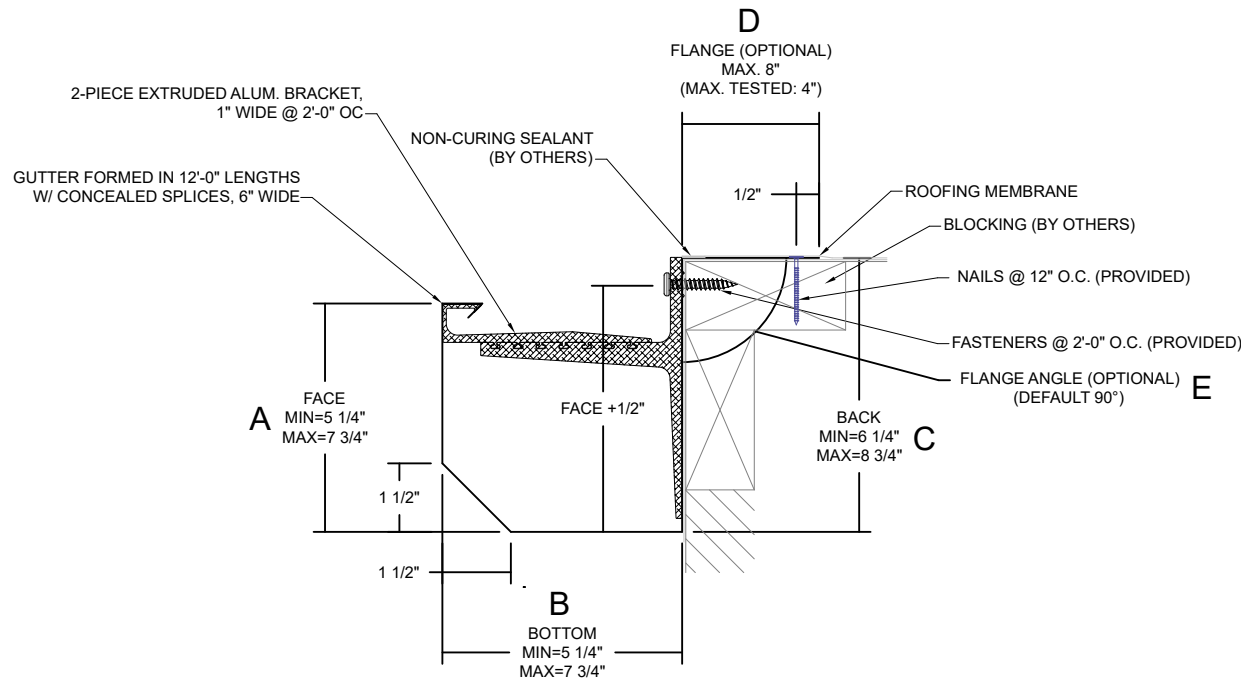




EVERGUARD WR GUTTER CHAMFER



DIMENSIONS

SELECT SIZE	A (FACE)	B (BOTTOM)	C (BACK)	FLANGE (OPTIONAL)
<input type="checkbox"/>	5 1/4"	5 1/4"	6 1/4"	D (FLANGE SIZE) (MAX 8"/MAX TESTED 4") <small>NOTE: IF SIZE IS NOT PROVIDED, GUTTER WILL NOT INCLUDE A ROOF FLANGE</small>
<input type="checkbox"/>	5 3/4"	5 3/4"	6 3/4"	
<input type="checkbox"/>	6 1/4"	6 1/4"	7 1/4"	
<input type="checkbox"/>	6 3/4"	6 3/4"	7 3/4"	
<input type="checkbox"/>	7 1/4"	7 1/4"	8 1/4"	
<input type="checkbox"/>	7 3/4"	7 3/4"	8 3/4"	E (FLANGE ANGLE) <small>NOTE: IF ANGLE IS NOT PROVIDED, FLANGE WILL BE 90°</small>

MATERIAL

- ☐ 24 Ga. Galv. Steel
☐ 22 Ga. Galv. Steel
☐ .040" Aluminum
☐ .050" Aluminum
☐ .063" Aluminum
☐ OTHER: _____

Color: _____
Finish: _____

Substrate:
If substrate is not given, wood fasteners will be provided.

- ☐ Wood
☐ Masonry
☐ Metal

QUANTITIES

_____ Lineal Feet (12'-0" Lengths)
_____ Outside Miter (90°)
_____ Inside Miter (90°)
_____ Right Endcaps
_____ Left Endcaps
_____ Expansion Joints (If Required)

Accessory Type: ☐ Quicklock (Default) ☐ Welded (Surcharge)

NOTES

- Bottom sizes are provided in 1/2" increments
- Maximum downspout dimension not to exceed "B" minus 2-1/16"
- Roof flange is optional. If flange size is not provided, the gutter will not include a roof flange. If flange angle is not provided, the gutter will have a 90-degree flange.
- Pop rivets provided
- Unless otherwise noted, fabrication of miters and accessories are provided with a non- penetrating quicklock joint, then factory sealed watertight
- Welded accessories require minimum material thickness of .050 aluminum.
- For non-90 miters, see separate print approval
- Product should be installed per provided installation instructions
- ANSI/SPRI GT-1 Test Pressure up to 223 psf (Horizontal) and 136 psf (Vertical)

APPROVALS



ANSI/SPRI/GT-1
Test Pressures listed in notes

PROJECT INFO

Project Name: _____

Architect: _____

Roofing Contractor: _____

Project Type: _____

☐ By selecting this box you have verified and confirmed that dimensions, sizes, and quantities are correct. All products will be installed in strict accordance with printed instructions.

Date: _____

GAF
1 Campus Drive,
Parsippany, NJ 07054
USA
973-628-3000
WWW.GAF.COM

SHT# 1 of 2

DATE: 07/08/22

DRN BY: PL

CKD BY: KP

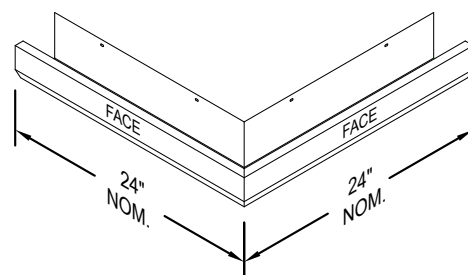
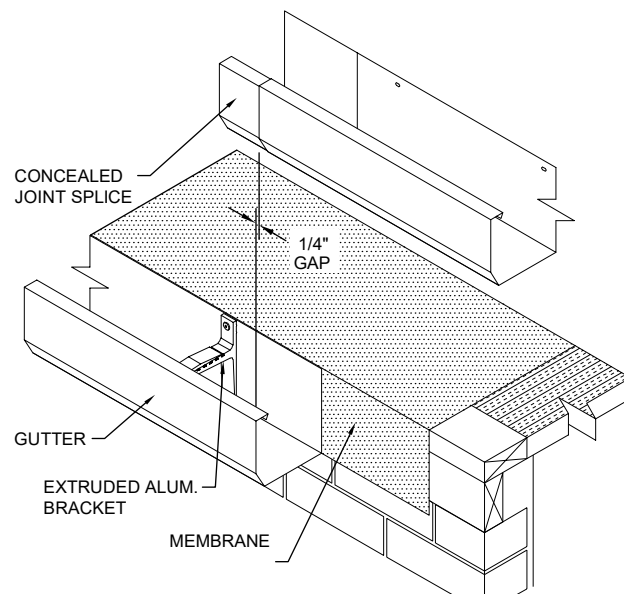
DWG #: 25012-37022

REV: A

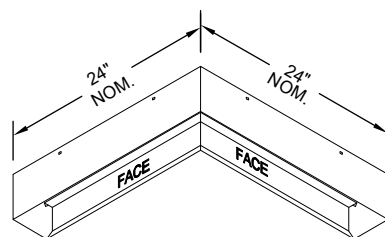


EVERGUARD WR GUTTER

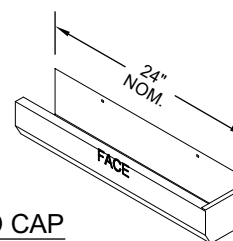
CHAMFER STANDARD ACCESSORIES



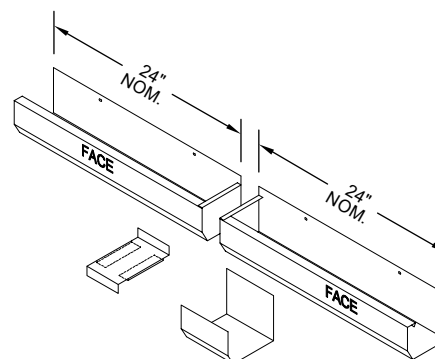
OUTSIDE MITER



INSIDE MITER



END CAP
LEFT HAND SHOWN



EXPANSION JOINT
(IF REQUIRED)

Standard gutter miter leg lengths are 24" Nominal
Standard gutter miter angle is 90°
For special miter requirements, attach sketches or consult manufacturer for assistance.

GAF
1 Campus Drive,
Parsippany, NJ 07054
USA
973-628-3000
WWW.GAF.COM

SHT# 2 of 2

DATE: 07/08/22

DRN BY: PL

CKD BY: KP

DWG #: 25012-37022

REV: A