

TECHNICAL ADVISORY BULLETIN

To: GAF Residential Sales, GAF Contractors, GAF Field Services

From: Technical Services Department

Subject: Bridging Vs. Nesting for Recover Systems

Issued Date: 03/11/2011

Revised Date: 01/15/2019

No: TAB-R 2011-104

What Is “Bridging And Nesting”?

Bridging and nesting are... the terms used to describe the alternate methods of applying shingles over an existing shingle roof. The bridging method allows the new course of shingles to overlay two courses of the existing shingles. The nesting method butts the top edge of the new shingle to the bottom edge of the existing shingle.

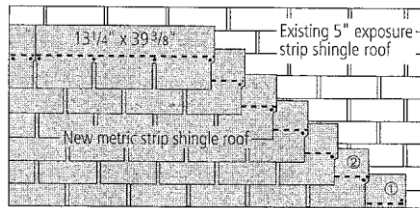
Pros And Cons Of Bridging Vs. Nesting

The bridging method... usually allows for the proper exposure of the shingles and is commonly used when applying metric-sized shingles over English-sized or over wood shingles. Installation using this method may lead to “telegraphing” of the underlying material.

The nesting method... usually minimizes the “telegraphing” noted above and is commonly used when applying English or metric-sized shingle over like-sized shingles. Installation using this method may shorten the shingles exposure and uses more shingles.

How Do I Install Using The Bridging Method?

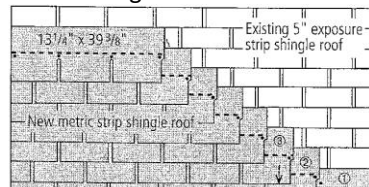
- 1) Starter strip is 7-5/8” (194 mm) wide (tabs cut from shingle)
- 2) Second and succeeding courses are full width shingles



Bridging application of metric shingles over 5” (127 mm) exposure 3 tab shingles.

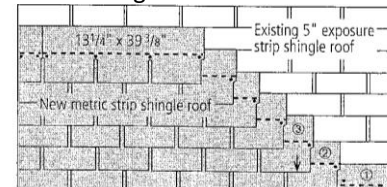
How Do I Install Using The Nesting Method?

- 1) Starter strip is 5” (127 mm) wide
- 2) First course is 10” (254 mm) wide
- 3) Second and succeeding courses are full width shingles



Note: First course exposure 1-3/4” (44 mm), all others courses 5” (127 mm) exposure
Nesting application of metric over 5” (127 mm) exposure 3 tab shingles.

- 1) Starter strip is 5-5/8” (143 mm) wide
- 2) First course is 11-1/4” (286 mm) wide
- 3) Second and succeeding courses are full width shingles



Note: First course exposure 3-5/8” (92 mm), all other courses 5-5/8” (143 mm) exposure
Nesting application of metric over 5-5/8” (143 mm) exposure 3 tab shingles.

Where Can I Get More Information?

GAF Can Assist You... with these and other questions you may have regarding your new roof installation. GAF can be contacted at **800-ROOF-411** (800-766-3411). Also, the GAF website is a great resource for just about any question you may have or for additional information you may require. Please visit www.gaf.com to find the latest information on our products and their installation.

Important: This document supersedes any prior GAF Technical Advisory Bulletins on this topic. Please always check www.gaf.com to make sure you have the most up to date information.