



We protect what matters most™

To: GAF Residential Sales, GAF Contractors, Field Services, AIS, CARE
From: Technical Services
No: TAB-R-121

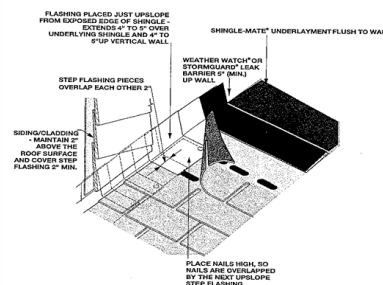
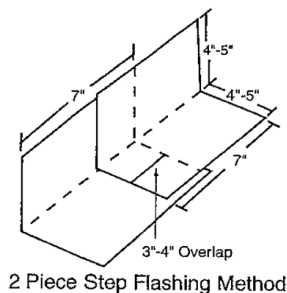
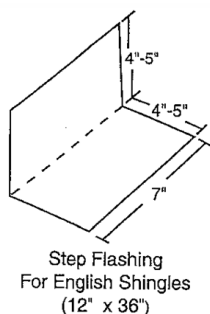
Proper Flashing

Why Is Proper Flashing So Important?

Proper flashings and flashing techniques may be the single most important aspect of your new roof. When installed correctly, the flashings provide a watertight seal against the elements. Poorly manufactured and installed flashings are the #1 cause of roof leaks and are very difficult to repair. Flashings are not covered under the manufacturer's limited material warranty.

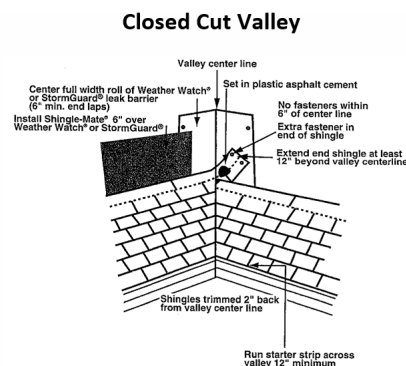
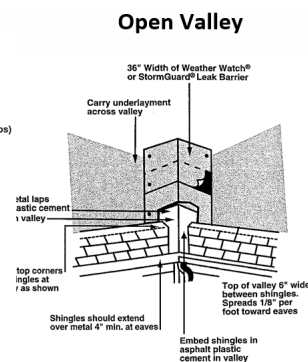
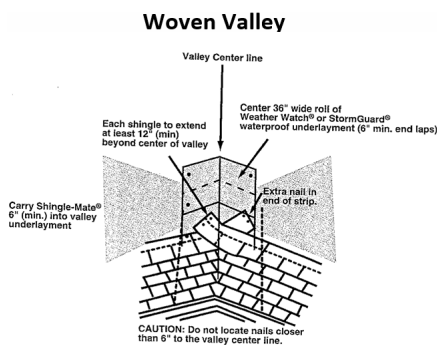
The Importance Of Proper Step Flashing And Counterflashing

Proper step and counter flashing is critical at all roof-to-sidewall transitions. Without proper flashings installed, your new roof may leak. **"L" metal should not be used in these transition areas**, due to its propensity to leak. **New step flashing should be used whenever possible** and you should always verify the step flashing size is appropriate for the type of shingle being used (normally 5" x 5" x 2" greater than the exposure of the shingle being installed). For example, a 12" x 36", with a 5" exposure should use a 5" x 5" x 7" (length) of step flashing. **The step flashing should be manufactured with non-corroding metal.** All step flashing should **be covered with an appropriate counterflashing.**



The Importance Of Proper Valley Flashing

Proper valley construction and installation is very important for proper roof to roof drainage. Poorly designed and constructed valleys are often prone to leaking. **Three types of valleys commonly used** in steep-slope roofing are:



*The Importance Of
Proper Valley
Flashing (Cont.)*

These valleys, when properly installed and maintained, will provide years of dependable service. For more information on valley flashing, see TAB-R-136, Valley Flashing Options and review the application instructions printed on the inside of the shingle wrappers to confirm which valley constructions are acceptable for use with the shingles being installed.

All through-roof penetrations, such as plumbing stacks and electrical conduits should have new flashings installed. All flashings should be fabricated using non-corroding metal. An impermeable leak barrier such as GAF WeatherWatch® or StormGuard® Leak Barrier should be placed around all openings prior to roofing.

Questions?

GAF Technical Services Can Assist You... with these and other questions you may have regarding your new roof installation. Technical Support Services can be contacted at 800-766-3411. The GAF website is a great resource for just about any question you may have or for additional information you may require. Please visit www.gaf.com to find the latest information on our products and their installation.

Important: This document supersedes any prior GAF Technical Advisory Bulletins on this topic. Please always check www.gaf.com to make sure you have the most up to date information.