


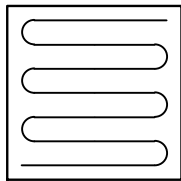
# SINGLE-PLY: TPO & PVC

## A CORNER



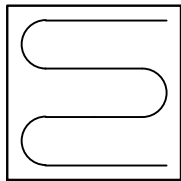
11 BEADS 4" O.C.  
4" FROM ENDS

## B PERIMETER



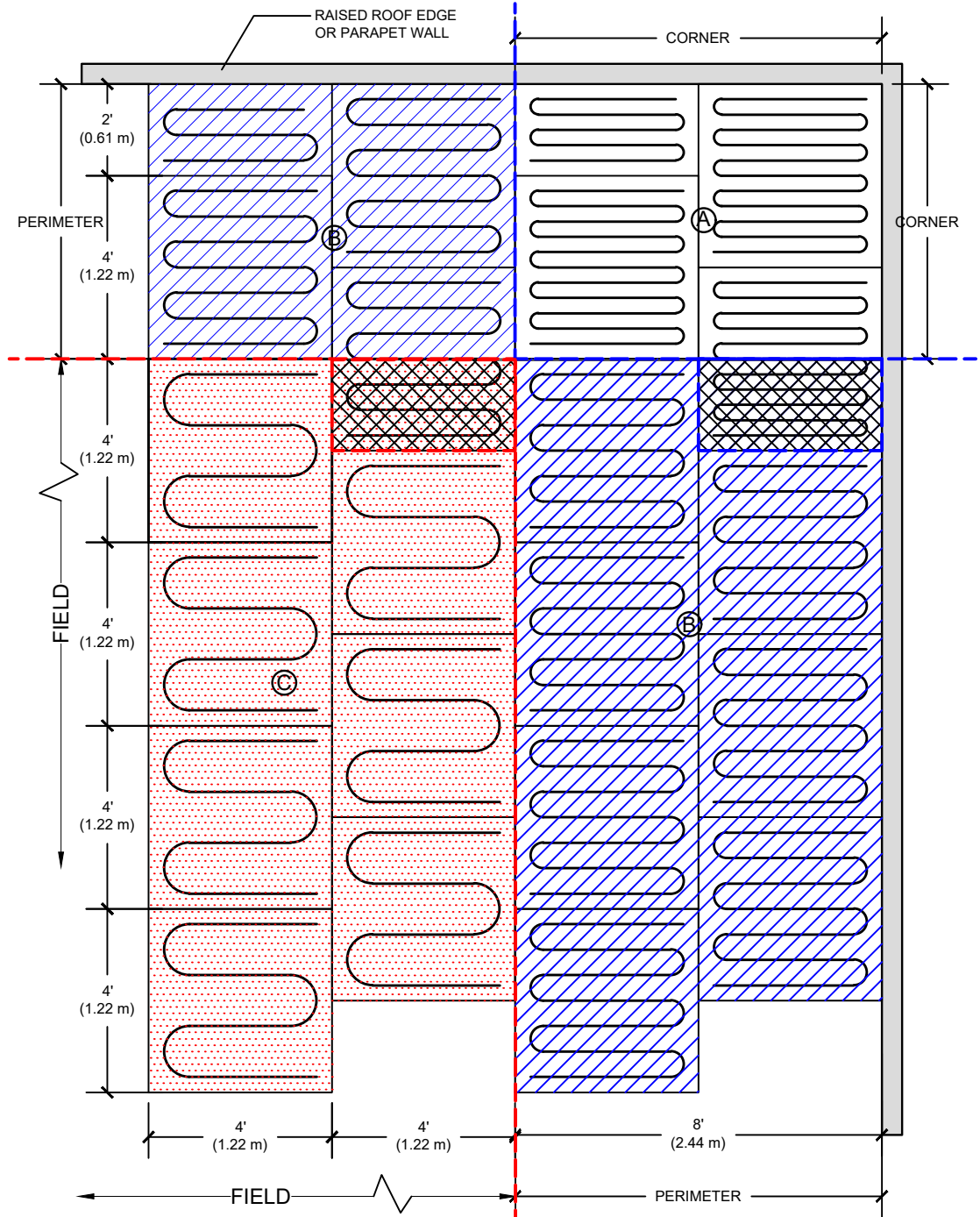
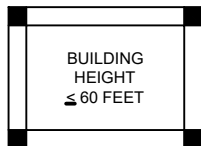
7 BEADS 6" O.C.  
6" FROM ENDS

## C FIELD



4 BEADS 12" O.C.  
6" FROM ENDS

## CORNER FASTENING



### NOTE:

1. WHEN APPLYING MULTIPLE LAYERS OF INSULATION, IT IS REQUIRED TO RUN THE BEADS PERPENDICULAR TO THE PRECEDING LAYER.
2. IF A PORTION OF A BOARD EXTENDS INTO ANOTHER ZONE, IT MUST DEFER TO THE ZONE OF THE GREATER FASTENING PATTERN.

**GAF**

## LOW RISE FOAM FASTENING ZONES & PATTERNS

DRAWING #  
**107C**

THIS DETAIL APPLIES TO:  
ADHERED SYSTEMS

ISSUE / REVISION DATE  
**2/12/21**

SCALE  
N.T.S.

### LEGEND

- FIELD ZONE
- PERIMETER ZONE
- CORNER ZONE
- TRANSITION ZONE