

GRO CONCRETE PAVERS

GRO Concrete Pavers, designed for durability and stability, are an attractive and functional hardscaping option for creating gathering spaces or adding walking paths to patios, terraces, and rooftop areas. When installed with GRO Pedestals, these pavers offer a practical way to hide and protect roof penetrations, pipes, and uneven surfaces. GRO Concrete Pavers are available in a variety of aesthetic colors, textures, and sizes, and are A MADE IN THE USA product.



MATERIAL	Portland Cement (ASTM C150)
DIMENSIONS	24" x 24" x 2" (nominal and actual) 12" x 24" x 2" (nominal and actual) 24" x 36" x 2" (nominal and actual) actual) 18" x 36" x 2" (nominal and actual)
WEIGHT	24" x 24" x 2" = 98 lbs. 12" x 24" x 2" = 49 lbs. 24" x 36" x 2" = 147 lbs. 18" x 36" x 2" = 110 lbs.
COLORS & FINISHES	Diamond or Matte Finish in Natural Gray and Cement Color Antique Finish (Tudor Equiv.) in Colors Shown Above Pigment conforming to ASTM C979
WATER ABSORPTION	≤ 0.5% (ASTM C140)
COMPRESSION STRENGTH	Average of 55 MPa (8500 psi); with no individual unit < 50 MPa
FLEXURAL STRENGTH	870 PSI (NCMA testing procedures min. req. strength 650 psi)
FREEZE-THAW DURABILITY	< 1% weight loss (ASTM C262)

COLORS & FINISHES

NATURAL GRAY - Matte, Diamond, & Shotblast Finish



PA -17



PA -17D



PA -17M

STANDARD COLORS - Shotblast Finish



PA -14



PA -16




PA -18



PA -110



PA -113



PA -123



PA -127



PA -131



PA -132



PA -150



PA -158



PA -160



PA -161



PA -162




PA -163



PA -166



PA -168



PA -179

PREMIUM COLORS - Shotblast Finish



PA -11



PA -12




PA -129



PA -145



PA -153



PA -165



PA -171



PA -175








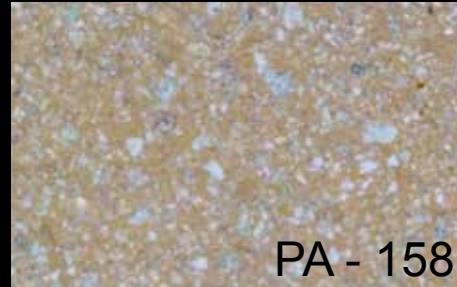
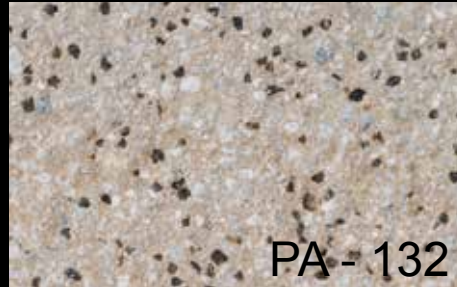
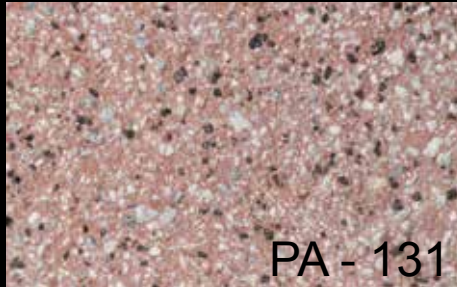



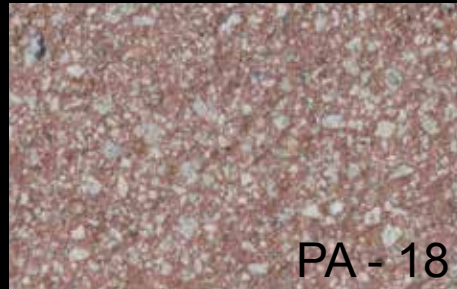


PA -178



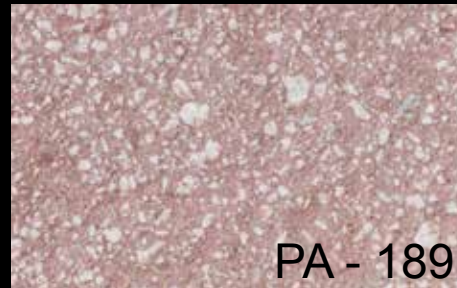
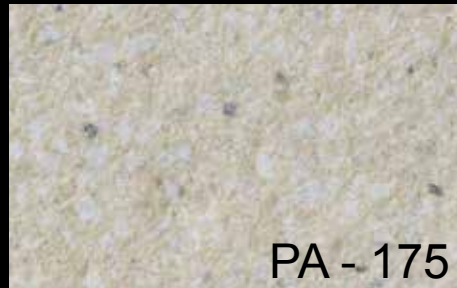
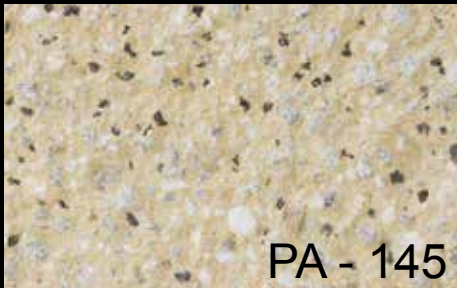
PA -189

* Pavers listed in bold are available in the GRO Sample Box; other paver sample colors are available upon request

GRO STANDARD COLORS



GRO PREMIUM COLORS



GRO FIXED HEAD PEDESTALS

GRO Pedestals work perfectly with all deck pavers, including wood, porcelain, and concrete. They provide rigid support for pavers and can hold thousands of pounds each. The pedestals help conceal roof extrusions, like anchor points and pipes. GRO Pedestals allow our fastening kit to secure wood and porcelain pavers down to mitigate movement and wind uplift. They provide rigid support for pavers and can hold thousands of pounds each.

MATERIAL	Polypropylene and rubber (head top)
HEIGHT	1" - 39"
BASE DIAMETER & THICKNESS	8" x 1/16"
HEAD DIAMETER	7"
BASE CONTACT SURFACE AREA	49 in ²
TAB HEIGHT & THICKNESS	1/2" x 5/32"
COMPRESSION STRENGTH	> 3,000 PSF
FIRE RATING	Class E (UNI EN 13501-1: 2009)
CHARACTERISTICS	Adjustable height Security lock to prevent unlocking Recyclable material
ACCOMPANYING GRO PRODUCTS	GRO Deck Tiles GRO Structural Grate GRO Concrete & 3 Pavers GRO Fastening Kits



Deck Paver Head: Heavy duty fixed head; Designed specifically to hold and align all deck pavers and tiles.

Adjustable Threaded Section: Allows you to adjust the height in minute increments, within the given range.

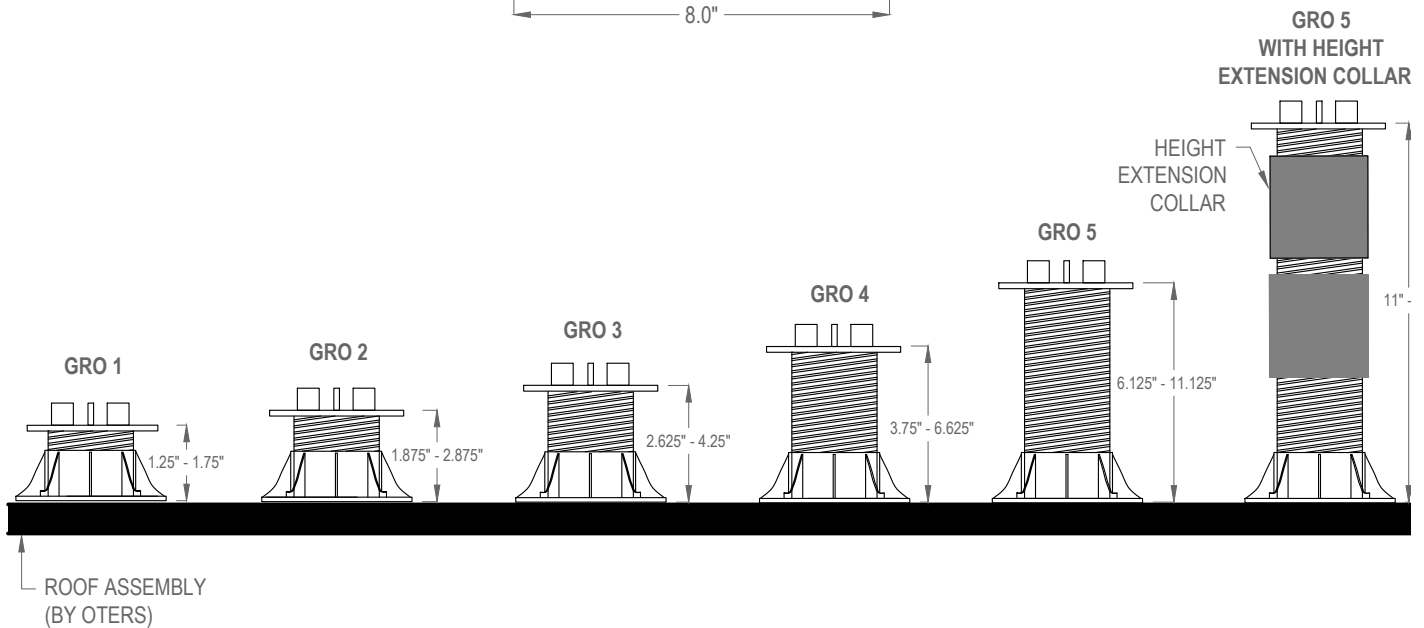
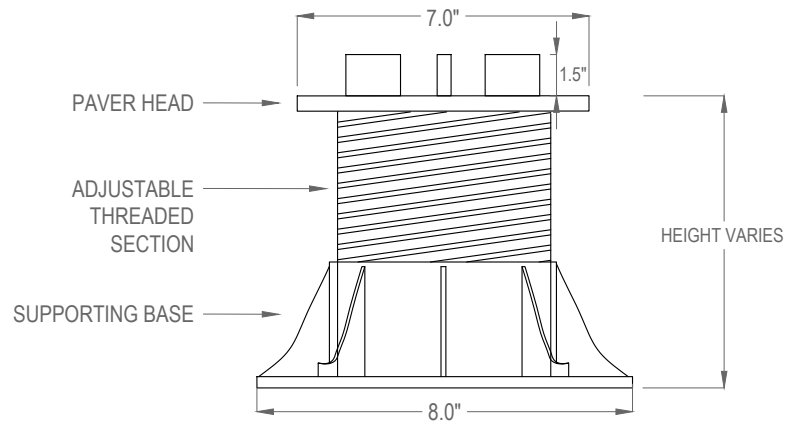
Height Extension Collar: A simple design with a single 'click' motion to attach these extension collars build up the pedestals to a maximum height of 39".

Wide Supporting Base: Pedestals are loosely laid and do not require fixing to the floor. Large diameter spreads loads and ensures stability.



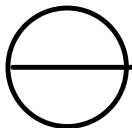
GREEN ROOF OUTFITTERS
525 BARKER RD.
READYVILLE, TN 37149
PHONE: (843) 400-3033
www.greenroofoutfitters.com

GRO PEDESTAL, TYP.



NOTES:

1. INSTALLATION TO BE COMPLETED IN ACCORDANCE WITH MANUFACTURER'S SPECIFICATIONS.
2. DO NOT SCALE DRAWING.
3. THIS DRAWING IS INTENDED FOR USE BY ARCHITECTS, ENGINEERS, CONTRACTORS, CONSULTANTS AND DESIGN PROFESSIONALS FOR PLANNING PURPOSES ONLY. THIS DRAWING MAY NOT BE USED FOR CONSTRUCTION.
4. ALL INFORMATION CONTAINED HEREIN WAS CURRENT AT THE TIME OF DEVELOPMENT BUT MUST BE REVIEWED AND APPROVED BY THE PRODUCT MANUFACTURER TO BE CONSIDERED ACCURATE.
5. CONTRACTOR'S NOTE: FOR PRODUCT AND COMPANY INFORMATION VISIT www.greenroofoutfitters.com



GRO FIXED HEAD PEDESTALS

GRO PEDESTALS

REVISION DATE 1/5/2022