

# **GAF** AtticVentilation

## & Rooftop accessory products

**Products shown:** GAF Master Flow™ SSB960 Super Slant-Back Roof Louver with Timberline UHDZ® Shingles and TimberTex® Premium Ridge Cap Shingles in Weathered Wood



### Discover the advantage of premium airflow

GAF Attic Ventilation products offer diverse ventilation solutions to help reduce damaging heat and moisture in attics.

We protect what matters most™



	Pages
<b>Ventilation education</b>	1-9
Help protect your investment	3
Attic ventilation is good business	4-5
Comprehensive coverage	6-7
Attic ventilation calculator	8-9
<b>Attic ventilation — exhaust</b>	10-21
Static	12-15
Ridge vents	12
Hip vents	13
Roof louvers	14-15
Powered	16-19
Roof mount — electric	16
Roof mount — solar & dual-powered	17
Gable mount — electric	18
Gable mount — solar-powered	19
Accessories	19
Mechanical	20-21
Wind turbines	20
Accessories	21
<b>Attic ventilation — intake</b>	22-25
Soffit/undereave	24
Rooftop	25
<b>Rooftop accessories</b>	26-31
Flashing, caps & collars	28-29
Chimney caps	30-31
<b>Foundation/crawl space ventilation</b>	32-35
Foundation vents	34-35

#### Complementary Color Options

	Black		White
	Weathered Wood		Almond (paintable)
	Brown		Mill
	Gray		Stainless Steel
	ShingleMatch™ Weathered Wood		

#### Icon key




Dual  
powered



Ventilates without  
external power



Solar  
powered





# Help protect your investment



**Balanced and effective attic ventilation reduces the risk of premature roof system deterioration caused by damaging heat and moisture trapped in the attic.**

**Products shown:** GAF Master Flow™ Pivot™ Pipe Boot Flashing and Cobra® Rigid Vent 3" Premium Exhaust Vent for Roof Ridge installed with Timberline UHDZ® Shingles in Charcoal

**Note:** Always have a balanced attic ventilation system. In no case should the amount of exhaust at or near the ridge exceed the amount of intake at or near the soffit. For more information, visit [gaf.com/VentCalculator](http://gaf.com/VentCalculator).

Help protect your investment



Attic ventilation is good business



# Attic ventilation is good business

For a simple gable roof design with ample ridge line, Cobra® Ridge Ventilation products are most suitable. For hips, dormers, valleys, or more complex roof designs with little or no ridge area, reach for Master Flow™ off-ridge vents.

Discover how offering Master Flow™ and Cobra® products can help differentiate your business from the competition by offering your customers effective, project-specific ventilation solutions that can help manage excess attic heat and moisture, while reducing the risk of premature roof system deterioration.



**Ridge vents**  
Gable roof designs



**Off-ridge vents**  
Hip or more complex roof designs

















To learn more visit [gaf.com/ventilation](http://gaf.com/ventilation)





**Products shown:** GAF Master Flow™ Pivot™ Pipe Boot Flashing and Master Flow™ Goose Neck Bath and Dryer Vent installed with Timberline HDZ® Shingles in Pewter Gray

# Comprehensive coverage

	Covered by GAF Limited Product Warranties <sup>1</sup>	Part of the GAF Lifetime <sup>†</sup> Roofing System	Eligible component in the Attic Ventilation category of the WindProven™ Limited Wind Warranty on GAF LayerLock® Shingles <sup>2</sup>	Eligible for GAF Enhanced Warranty Coverage <sup>3</sup>		
<b>Cobra®</b> Attic ventilation products						
<b>Master Flow™</b> Attic ventilation products						
<b>Master Flow™</b> Pivot™ Pipe Boot Flashing						
<b>All other Master Flow™ products</b>						

<sup>†</sup> Lifetime refers to the length of warranty coverage provided and means as long as the original individual owner(s) of a single-family detached residence [or eligible second owner(s)] owns the property where the qualifying GAF products are installed. For other owners/structures, Lifetime coverage is not applicable. Lifetime coverage on shingles requires the use of GAF Lifetime Shingles only. See the *GAF Shingle & Accessory Limited Warranty* for complete coverage and restrictions. Visit [gaf.com/LRS](http://gaf.com/LRS) for qualifying GAF products. Lifetime coverage on shingles and accessories requires the use of any GAF Lifetime Shingle and at least 3 qualifying GAF Accessories. See the *GAF Roofing System Limited Warranty* for complete coverage and restrictions. For installations not eligible for the *GAF Roofing System Limited Warranty*, see the *GAF Shingle & Accessory Limited Warranty*. Visit [gaf.com/LRS](http://gaf.com/LRS) for qualifying GAF products.

<sup>1</sup> See *GAF Shingle & Accessory Limited Warranty*, *Master Flow™ Ventilation Products Limited Warranty*, *Master Flow™ Powered Ventilation Products Limited Warranty*, *Master Flow™ Wi-Fi Attic Vent Limited Warranty*, and the *Master Flow™ Pivot™ Pipe Boot Flashing Limited Warranty* (depending on product) for complete coverage and restrictions.

<sup>2</sup> 15-year WindProven™ Limited Wind Warranty covers GAF shingles with LayerLock® Technology only and requires the use of GAF starter strips, roof deck protection, ridge cap shingles, and leak barrier or attic ventilation. See *GAF Roofing System Limited Warranty* for complete coverage and restrictions. Visit [gaf.com/LRS](http://gaf.com/LRS) for qualifying GAF products. For installations not eligible for the *WindProven™ Limited Wind Warranty* see *GAF Shingle & Accessory Limited Warranty* for complete coverage and restrictions.

<sup>3</sup> Master Flow™ Attic Ventilation products on qualifying installations are covered by the *GAF System Plus*, *Silver Pledge™* & *Golden Pledge® Limited Warranties*. Master Flow™ Attic Ventilation products installed on projects that are not covered by a *GAF System Plus*, *Silver Pledge™*, or *Golden Pledge® Limited Warranty* are covered by either the *Master Flow™ Powered Ventilation Products Limited Warranty*, *Master Flow™ Ventilation Products Limited Warranty*, *Master Flow™ Wi-Fi Attic Vent Limited Warranty*, or *Master Flow™ Pivot™ Pipe Boot Flashing Limited Warranty*, depending on product. Please visit [gaf.com](http://gaf.com) for copies of these warranties.







# Attic ventilation calculator

Visit [gaf.com/VentCalculator](http://gaf.com/VentCalculator) to calculate the amount of Cobra® and Master Flow™ vents needed for your next job.

In addition, QuickMeasure™ reports include popular GAF Attic Vents with recommended quantities for each project.



## **The 1:300 ventilation rule**

Include a minimum of 1 sq. ft. of ventilation, evenly split between intake and exhaust, for every 300 sq. ft. of attic floor.



## **Balanced ventilation**

Amount of intake = Amount of exhaust

To learn more visit [gaf.com/VentCalculator](http://gaf.com/VentCalculator)



# Attic ventilation — exhaust





# Attic ventilation — exhaust

Allows excess heat and moisture to escape, safeguarding the attic and your roofing system from premature degradation.



## Static Vents

# Ridge & hip vents

### Premium 4' (1.2 m) non-filtered ridge vent for warm climates

#### Featured product

#### Cobra® Rigid Vent 3™ Premium Exhaust Vent

- 3" (76 mm) corrosion-resistant ring shank nails
- 3" (76 mm) increment EasyTear® sizing feature
- 18 sq. in. of NFA per LF (38,100 mm² per LM)
- 11.5" (292 mm) & 9" (229 mm) widths. Roof slopes 3:12 – 16:12.



### Premium 4' (1.2 m) filtered ridge vent for cold climates

#### Featured product

#### Cobra® SnowCountry® Advanced Premium Exhaust Vent

- Snow Guard™ Filter resists weather/insect/leaf infiltration
- 3" (76 mm) corrosion-resistant ring shank nails
- 3" (76 mm) increment EasyTear® sizing feature
- 18 sq. in. of NFA per LF (38,100 mm² per LM)
- 11.5" (292 mm) & 9" (229 mm) widths. Roof slopes 3:12 – 16:12.



### Quality 4' (1.2 m) filtered ridge vent for cold climates

#### Cobra® SnowCountry® Exhaust Vent

- Snow Guard™ Filter resists weather/insect/leaf infiltration
- 3" (76 mm) increment EasyTear® sizing feature
- 18 sq. in. of NFA per LF (38,100 mm² per LM)
- 11.5" (292 mm) width. Roof slopes 3:12 – 16:12.



## Plastic roll ridge vent for all climates

### Featured product

#### Cobra® RidgeRunner® Exhaust Vent

- Nail-gunnable— includes 1 3/4" (44 mm) corrosion-resistant ring shank coil nails
- Weather Fighter® Filter resists weather/insect/leave infiltration. Non-filtered model also available in warmer climates.
- 12" (305 mm) increment EasyTear® sizing feature
- 12.5 sq. in. of NFA per LF (26,458 mm² per LM)
- 11.5" (292 mm) width, 30' (9.1 m) length. Roof slopes 3:12-16:12.



**New** 30' (9.1 m)  
Roll Length

## Mesh roll ridge vent for all climates

#### Cobra® Exhaust Vent for Roof Ridge

- Nail-gunnable & hand-nailable options
- Corrosion-resistant 2 1/2" (64 mm) Smart Nails™ or 1 3/4" (44 mm) coil nails — depending on model
- Nail gunnable: 14.1 sq. in. of NFA per LF (29,845 mm² per linear meter); Hand nailable: 16.9 sq. in. of NFA per LF (35,772 mm² per linear meter)
- 10 1/2" (267 mm), 8" (203 mm), & 11 3/4" (298 mm) widths; 20' (6.1 m) & 50' (15.24 m) lengths. Roof slopes 2:12 – 20:12.



Coil Nails

Smart Nails™

## Aluminum ridge vent

#### Master Flow™ Ridge Vent — Aluminum AR10/AR10H

- Pre-punched nail holes & built-in baffle
- 21.5 sq. in. of NFA per LF (45,508 mm² per linear meter)
- 10' (3 m) length. Roof slopes 3:12 – 12:12.
- End Plug/Connector & Joint Straps available from GAF



## 4' (1.2 m) filtered hip vent for all climates

#### Cobra® Hip Vent

- Dual Weather Fighter® Filter resists weather/insect/leaf infiltration
- Nail gunnable — includes 1 3/4" (44 mm) corrosion-resistant coil nails
- 9 sq. in. of NFA per LF (19,050 mm² per LM)
- 11.5" (292 mm) width. Roof slopes 3:12 – 12:12.

**Note:** For use on hips only. Not for use on ridges.





## Static vents

# Roof louvers

### Plastic

#### Master Flow™ Roof Louver IR65 Plastic Slant-Back

##### Premium slant-back roof vent

- Strong weather resistance
- Durable, snap-in hood with internal screen
- 65 sq. in. of NFA (41,935 mm<sup>2</sup>)
- Roof slopes 3:12 & greater



#### Master Flow™ Roof Louver RT65 Plastic Square-Top

- Square top with round throat
- 60 sq. in. of NFA (38,710 mm<sup>2</sup>)
- Roof slopes 3:12 & greater



#### Master Flow™ Roof Louver IR61 Plastic Slant-Back

- Low-profile design
- 37 sq. in. of NFA (23,871 mm<sup>2</sup>)
- Roof slopes 3:12 & greater



## Metal

### Featured product

#### Master Flow™ Roof Louver SSB960 Metal Slant-Back

##### Premium super slant-back roof vent

- Strong weather resistance
- Aluminum or galvanized construction
- Optional internal Weather/Ember-Resistant Screen<sup>1</sup>
- 60 sq. in. of NFA (38,710 mm<sup>2</sup>). Roof slopes 3:12 & greater.

Aluminum:



Galvanized:



#### Master Flow™ Roof Louver RV50 Metal Square-Top with Round Throat

- Aluminum or galvanized construction
- 50 sq. in. of NFA (32,258 mm<sup>2</sup>)
- Roof slopes 3:12 & greater



#### Master Flow™ Roof Louver R50 Metal Square-Top with Square Throat

- Aluminum construction
- 50 sq. in. of NFA (32,258 mm<sup>2</sup>)
- Roof slopes 3:12 & greater



#### Master Flow™ High-Capacity Dome Vent — HCD144

- Large static venting capacity
- Heavy-duty internal screen
- 144 sq. in. of NFA (92,909 mm<sup>2</sup>)
- Roof slopes 3:12 & greater



<sup>1</sup> Meets the prescriptive requirements of Chapter 7A-Materials and Construction Methods for Exterior Wildfire Exposure of the California Building Code, 2022 edition. Always check with the authority having jurisdiction for approval before use.



## Powered vents

# Roof mount

### Electric — household power

#### Featured product

### Master Flow **EZ Cool™** Plug-in Power Attic Vent

#### Helps eliminate the hassles & expense of electrical work

- ETL-listed 25' (7.62 m) power cord plugs into standard 110v electrical outlets
- Preset thermostat. Optional humidistat/thermostat.
- Optional Master Flow QuickConnect™ Wi-Fi Technology
- 2,000 sq. ft. (186 m²) per vent
- Roof slopes 2:12 – 12:12



### Master Flow™ Power Attic Vent — ERV Series

- High-efficiency PSC motors
- Adjustable thermostat. Optional humidistat/thermostat (HT models).
- Compact hood with durable internal screen
- Roof slopes 2:12 – 12:12

#### ERV4/ERV4VHT

- Vents up to 1,600 sq. ft. (149 m²)

#### ERV5/ERV5HT

- Vents up to 2,200 sq. ft. (204 m²)

#### ERV6/ERV6HT

- Vents up to 2,800 sq. ft. (260 m²)

All Models:



ERV6/ERV6HT:



### Master Flow™ Wi-Fi Attic Vent

#### Wirelessly control the vent with built-in Master Flow QuickConnect™ Wi-Fi Technology

- Humidistat, thermostat, & timer
- High-efficiency PSC motor
- Vents up to 2,200 sq. ft. (204 m²)
- Roof slopes 2:12 – 12:12



## Solar & dual-powered

### Featured product

## Master Flow™ GreenMachine™ High-Power Solar Roof Vent — PRSOLAR2

### Uses the sun's power to cool the attic

- Low-profile polypropylene design with integrated 35-watt solar panel
- Adjustable humidistat/thermostat
- Vents up to 1,070 sq. ft. (99 m<sup>2</sup>)
- Roof slopes 2:12 – 12:12



## Master Flow™ GreenMachine™ High-Power Solar Roof Vent — Dual-Powered - PRHYBRID2

### Hybrid operation switches automatically between solar & house power

- Low-profile polypropylene design with integrated 35-watt solar panel
- Adjustable thermostat
- Vents up to 1,070 sq. ft. (99 m<sup>2</sup>)
- Roof slopes 2:12 – 12:12



## Master Flow™ GreenMachine™ Solar-Powered Roof Vent — ERVSOLAR

- Traditional metal design with fully adjustable, tilt/swivel 15-watt solar panel
- Vents up to 800 sq. ft. (74 m<sup>2</sup>)
- Roof slopes 2:12 – 12:12



## Master Flow™ GreenMachine™ Dual-Powered Roof Vent — ERVHYBRID

- Traditional metal design with fully adjustable, tilt/swivel 15-watt solar panel
- Hybrid dual-power switches automatically between solar & house power
- Adjustable thermostat
- Vents up to 800 sq. ft. (74 m<sup>2</sup>)
- Roof slopes 2:12 – 12:12





## Powered vents

# Gable mount

### Electric

#### Featured product

### Master Flow **EZ Cool™** Plug-in Power Attic Vent

#### Helps eliminate the hassles & expense of electrical work

- ETL-listed 25' (7.6 m) power cord plugs into standard 110v electrical outlets
- High-efficiency motor with preset thermostat. Optional humidistat/thermostat control.
- Includes fan blade guard
- Optional Master Flow QuickConnect™ Wi-Fi Technology
- Vents up to 2,400 sq. ft. (223 m²)



### Master Flow™ Power Attic Vent — EGV Series

- High-efficiency PSC motors
- Adjustable thermostat. Optional humidistat/thermostat (HT models).

#### EGV5/ EGV5HT

- Vents up to 2,800 sq. ft. (260 m²)

#### EGV6/EGV6HT

- Vents up to 3,000 sq. ft. (279 m²)



### Master Flow™ Wi-Fi Attic Vent

#### Wireless control with built-in Master Flow QuickConnect™ Wi-Fi Technology

- High-efficiency PSC motor
- Humidistat, thermostat & timer
- Vents up to 2,300 sq. ft. (214 m²)



## Solar-powered

### Master Flow™ GreenMachine™ Solar-Powered Gable Vent — PGSOLAR

- Includes 15-watt tilttable, remote-mount solar panel
- Vents up to 985 sq. ft. (92 m<sup>2</sup>)



## Power vent accessories

### Master Flow QuickConnect™ Wi-Fi Module

- Add-on accessory for Master Flow™ ERV & EGV series power attic vents
- Control multiple connected vents from a single app login
- Adjustable humidistat, thermostat, & timer



### Master Flow™ Adjustable Humidistats & Thermostats

- Fully adjustable. Helps power attic vents efficiently reduce attic heat &/or moisture.
- For all current GAF Master Flow™ & previous LL Building products single-speed roof & gable mount power attic vents

#### Humidistat — H1

- Optional add-on to existing thermostatically-controlled Master Flow™ Power Attic Vents that works in conjunction with the Master Flow™ PT6 Thermostat

#### Combo Humidistat/Thermostat — HT1

#### Thermostat — PT6



H1



HT1



PT6

### Master Flow™ High-efficiency PSC Replacement Motors

#### PVM105 — 1/12 HP

- For the following current GAF Master Flow™ Power Attic Vent models: ERV4, ERV5 & EGV5
- Also, for previous GAF Master Flow™ PR1, PR2, PG1, & PG2 models

#### PVM112 — 1/9 HP

- For the following current GAF Master Flow™ Power Attic Vent models: ERV6 & EGV6

#### PVM115 — 1/5 HP

- For the following previous GAF Master Flow™ Power Attic Vent models: PR3 & PG3



### Master Flow™ Automatic Gable Shutter — SGM20

- Paintable, white aluminum construction
- For GAF Master Flow™ & other popular brand gable mount power attic vents
- Air movement automatically opens the louvers when vent is operating





## Mechanical vents

# Wind turbines

### Wind turbines

#### Master Flow™ 12" Wind Turbine — Galvanized Externally Braced - GC12E/GC12EF

- Vents up to 700 sq. ft. (65 m²)
- Externally braced construction
- Available in heavy construction (GC12EF model)
- Exclusive stainless dual-bearing system for durable, long-lasting & smooth operation



#### Master Flow™ Wind Turbines — Aluminum Internally Braced

- Internally braced construction
- Exclusive stainless dual-bearing system for durable, long-lasting & smooth operation

##### 12" — AIC12

- Vents up to 700 sq. ft. (65 m²)



##### 14" — AIC14

- Vents up to 1,000 sq. ft. (93 m²)



#### Master Flow™ 12" Wind Turbine — Galvanized Internally Braced - GIC12

- Vents up to 1,000 sq. ft. (93 m²)
- Internally braced construction
- Exclusive stainless dual-bearing system for durable, long-lasting & smooth operation



## Accessories

### Master Flow™ 12" Wind Turbine Galvanized Weather Cap — WC12

- For use with 12" wind turbines



### Master Flow™ 12" Wind Turbine Galvanized Adjustable Base — SBX12

- For 12" wind turbines



### Master Flow™ Wind Turbine Replacement Heads

- Large assortment of replacement heads to fit GAF Master Flow™ & other popular brand wind turbines
- 12" & 14" head sizes available
- Galvanized & aluminum construction available

#### 12" Galvanized Externally Braced — GT12E



#### 12" Galvanized Internally Braced — GTH12I



#### 14" Aluminum Internally Braced — ATH14I



#### 12" Aluminum Internally Braced — ATH12I





# Attic ventilation — intake



# Attic ventilation — intake

A critical part of a balanced and effective attic ventilation system, it allows cooler fresh air to enter the attic, helping ensure efficient operation of exhaust vents.



## Intake vents

# Soffit/Undereave & Rooftop

### Aluminum

#### Master Flow™ Undereave Intake Vent Aluminum — EAC Series

- Screened aluminum construction
- Surface-mount with pre-punched nail holes
- 16" x 8" (406 mm x 203 mm), NFA 50 sq. in. (32,258 mm<sup>2</sup>)
- 16" x 4" (406 mm x 102 mm), NFA 26 sq. in. (16,744 mm<sup>2</sup>)



#### Master Flow™ Undereave Intake Vent Aluminum Continuous — LSV8

- Durable 8' (2.4 m) aluminum louvered construction
- New construction & retrofit application
- 8.5 sq. in. of NFA per LF (17,992 mm<sup>2</sup> per LM)



### Plastic

#### Master Flow™ Undereave Intake Vent Plastic — EAP

- High-impact resin construction with UV inhibitors
- One-piece 4" x 12" (102 mm x 305 mm) oval snap-in design
- 22 sq. in. of NFA (14,194 mm<sup>2</sup>)



## Closeable

### Master Flow™ EmberShield® Closeable Soffit Vent

- Allows manual open/close vent operation to help resist ember intrusion during risk of wildfire
- New construction & retrofit application
- Durable internal screen
- 16.5" x 9" (419 mm x 229 mm); NFA 56 sq. in. (36,129 mm<sup>2</sup>)



## Composite roll

### Cobra IntakePro® Rooftop Intake Vent

- Tapered roll intake vent for all climates
- For intake venting at eave edge or upslope areas. Also approved for exhaust at roof-to-wall transitions, etc. (Contact GAF.)
- Nail gunnable — includes 1 3/4" (44 mm) coil nails & end cap fabric
- 9 sq. in. of NFA per LF (19,050 mm<sup>2</sup> per LM)
- 11" (279 mm) width; 20' (6.1 m) length. Roof slopes 4:12 & greater.



Product placement









# Rooftop accessories

Help to reduce the risk of leaks and premature roof system degradation while providing excellent durability and aesthetics.

## Rooftop accessories

# Flashing, caps & collars

### Flashing & caps

#### Featured product

### Master Flow™ Pivot™ Pipe Boot Flashing

- Tough, all-metal construction
- Simple rooftop pitch adjustment 3:12 – 12:12
- Extra-large 3" (76.2 mm) flashing
- Models for pipe inner diameters (ID): 1.5", 2", 3" & 4" (25 mm, 51 mm, 76 mm & 102 mm)
- Warrantied against leaks for up to 50 years<sup>1</sup>



#### Featured product

### Master Flow™ Versa Caps

- Weather-resistant protection for rooftop flues, hot stacks, & B-vents
- Positive draft design
- Large variety of sizes to fit pipes with outside diameters from 2 7/8" up to 10 7/8" (73 mm up to 254 mm), includes screwdriver-adjustable clamp



### Master Flow™ Goose Neck Vents

- Streamlined design for weather resistance & enhanced aesthetics
- Select models are available with damper & heavy-duty removable screen
- Available in Aluminum or Galvanized construction



Galvanized  
with damper &  
removable screen  
Black



Aluminum  
Mill only



Aluminum  
with damper &  
removable screen  
Mill only

---

## Master Flow™ All-Purpose Vents

- Flexible 10" (255 mm) base opening
- Strong 26-gauge; specified .019
- All-purpose design



---

## Master Flow™ Vent Caps

- To cap pipes through roof for rain, snow & debris protection
- 28 gauge



---

## Master Flow™ Roof Flashing With Tapered Stack

- Press-sealed design
- Strong 30 gauge; specified .013 – .015
- Four versatile sizes



---

## Master Flow™ Roof Jack with Vent Cap

- Built-in roof flashing — press-sealed design for maximum leak protection
- Made for 4:12 roof pitch — adapts to pitches from 3:12 to 5:12
- Includes cap for rain, snow & debris



---

### Miscellaneous

---

## Master Flow™ Storm Collars

- For rain, snow & debris protection
- Adjustable for use with various roof pitches
- 28-gauge galvanized steel



---

## Master Flow™ Moss & Mildew Preventer Zinc Strip

- Easily installs near the roof ridge
- Resists moss & mildew growth
- For shingle, wood, or tile roofs





## Rooftop accessories

# Chimney caps & leg kits

### Adjustable chimney caps

#### Master Flow™ Chimney Cap Large Adjustable

- Help protect against dangerous sparks, while reducing the risk of downdrafts, clogging or soot build-up & animal infestation
- Single-piece, heavy-gauge hood design — no rivets or seams to corrode
- Easy installation on most standard chimneys using a screwdriver
- Versatile adjustable design with unique “lock-jaw” bracket that mounts cap securely in place
- Epoxy-coated finish for long-lasting protection



#### Fits flue tile outer dimensions

9" x 18" (229 mm x 457 mm)

12" x 16" (305 mm x 406 mm)

13" x 18" (330 mm x 457 mm)

Oval 8" x 17" – 13" x 17" (203 mm x 432 mm – 330 mm x 432 mm)



#### Master Flow™ Chimney Cap Small Adjustable

- Help protect against dangerous sparks, while reducing the risk of downdrafts, clogging or soot build-up & animal infestation
- Single-piece, heavy-gauge hood design — no rivets or seams to corrode
- Easy installation on most standard chimneys using a screwdriver
- Versatile adjustable design with unique “lock-jaw” bracket that mounts cap securely in place
- Epoxy-coated finish for long-lasting protection



#### Fits flue tile outer dimensions

8" x 8" – 13" x 13" (203 mm x 203 mm – 330 mm x 330 mm)

Round 8" O.D. – 12" O.D. (203 mm – 305 mm)



**Galvanized chimney cap**

Master Flow™ **Chimney Cap Galvanized Steel**

- Help protect against dangerous sparks, while reducing the risk of downdrafts, clogging or soot build-up & animal infestation
- Single-piece, heavy-gauge hood design — no rivets or seams to corrode
- Easy installation on most standard chimneys using a screwdriver



Model/size	Fits flue tile outer dimensions
9" x 9" (229 mm x 229 mm)	7.5" x 7.5" – 9.5" x 9.5" (191 mm x 191 mm – 241 mm x 241 mm)
9" x 13" (229 mm x 330 mm)	7.5" x 11.5" – 9.5" x 13.5" (191 mm x 292 mm – 241 mm x 343 mm)
13" x 13" (330 mm x 330 mm)	11.5" x 11.5" – 13.5" x 13.5" (292 mm x 292 mm – 343 mm x 343 mm)



**Leg kits**

Master Flow™ **Chimney Cap Leg Kits**

**SCLK**

- For GAF Master Flow™ Galvanized Steel Chimney Caps



# Foundation/crawl space ventilation





# Foundation/ crawl space ventilation

Help reduce elevated levels of moisture that can lead to mold growth and structural decay in the crawl space/foundation area of your home.

## Foundation/crawl space ventilation

# Vents & covers

## Vents

### Master Flow™ Foundation Vent — Automatic

- Automatic operation
- Easy, snap-in installation
- 16" x 8" (406 mm x 203 mm); NFA 57 sq. in. (36,774 mm<sup>2</sup>)



### Master Flow™ Foundation Vent — Powered

- Powered operation
- Easy, plug-and-go operation
- 16" x 8" (406 mm x 203 mm); NFA 57 sq. in. (36,774 mm<sup>2</sup>)



### Master Flow™ Foundation Vent — Block Style

- Aluminum vanes; lintel not required
- For block, brick, or frame construction
- Recommended for high-level ventilation
- 16" x 8" (406 mm x 203 mm); NFA 73 sq. in. (47,097 mm<sup>2</sup>)



### Master Flow™ Foundation Vent — Grate Style

- Positive open/close damper action
- Lintel for foundation block construction
- 16" x 8" (406 mm x 203 mm); NFA 28 sq. in. (18,065 mm<sup>2</sup>)



---

## Master Flow™ Foundation Vent — Grill Style

- Grill style foundation vent in die-cast aluminum
- Nail to floor joists or use as block replacement
- 16" x 8" (406 mm x 203 mm); NFA 50 sq. in. (32,258 mm<sup>2</sup>)



---

## Master Flow™ Foundation Vent — Grill Style with Lintel

- Die-cast aluminum vanes
- Includes damper & lintel
- Designed for nailing to floor joists or as a foundation-block replacement
- 16" x 8" (406 mm x 203 mm); NFA 50 sq. in. (32,258 mm<sup>2</sup>)



### Vent Covers

## Master Flow™ Foundation Vent Cover

- Easy installation
- Fits on most 16" x 8" (406 mm x 203 mm) foundation vents
- Helps protect against weather, rodent & insect infiltration







**GAF Technical Services:**

877-GAF-ROOF and [technicalquestions@gaf.com](mailto:technicalquestions@gaf.com)

**Dedicated GAF Master Flow™ Technical Services:**

800-211-9612 and [MasterFlowTech@gaf.com](mailto:MasterFlowTech@gaf.com)