



DEPARTMENT OF PERMITTING, ENVIRONMENT, AND REGULATORY AFFAIRS (PERA)  
BOARD AND CODE ADMINISTRATION DIVISION

MIAMI-DADE COUNTY  
PRODUCT CONTROL SECTION  
11805 SW 26 Street, Room 208  
Miami, Florida 33175-2474  
T (786) 315-2590 F (786) 315-2599  
[www.miamidade.gov/pera](http://www.miamidade.gov/pera)

**NOTICE OF ACCEPTANCE (NOA)**

**GAF Materials Corporation**  
1361 Alps Road  
Wayne, NJ 07470

**SCOPE:**

This NOA is being issued under the applicable rules and regulations governing the use of construction materials. The documentation submitted has been reviewed and accepted by Miami-Dade County PERA - Product Control Section to be used in Miami Dade County and other areas where allowed by the Authority Having Jurisdiction (AHJ).

This NOA shall not be valid after the expiration date stated below. The Miami-Dade County Product Control Section (In Miami Dade County) and/or the AHJ (in areas other than Miami Dade County) reserve the right to have this product or material tested for quality assurance purposes. If this product or material fails to perform in the accepted manner, the manufacturer will incur the expense of such testing and the AHJ may immediately revoke, modify, or suspend the use of such product or material within their jurisdiction. PERA reserves the right to revoke this acceptance, if it is determined by Miami-Dade County Product Control Section that this product or material fails to meet the requirements of the applicable building code.

This product is approved as described herein, and has been designed to comply with the Florida Building Code including the High Velocity Hurricane Zone of the Florida Building Code.

**DESCRIPTION:** Cobra® Rigid Vent 3™ (with 3" ring shank nails),  
Cobra® Rigid Vent II™ (without nails),  
Cobra® Snow Country Advanced™ (with filter and 3" ring shank nails),  
Cobra® Snow Country™ (with filter, no nails),  
SONN (no filter, no nails),  
FSNN (with filter, no nails),  
Ridge Pro™ (with filter, no nails)

**LABELING:** Each unit shall bear a permanent label with the manufacturer's name or logo, city, state and following statement: "Miami-Dade County Product Control Approved", unless otherwise noted herein.

**RENEWAL** of this NOA shall be considered after a renewal application has been filed and there has been no change in the applicable building code negatively affecting the performance of this product.

**TERMINATION** of this NOA will occur after the expiration date or if there has been a revision or change in the materials, use, and/or manufacture of the product or process. Misuse of this NOA as an endorsement of any product, for sales, advertising or any other purposes shall automatically terminate this NOA. Failure to comply with any section of this NOA shall be cause for termination and removal of NOA.

**ADVERTISEMENT:** The NOA number preceded by the words Miami-Dade County, Florida, and followed by the expiration date may be displayed in advertising literature. If any portion of the NOA is displayed, then it shall be done in its entirety.

**INSPECTION:** A copy of this entire NOA shall be provided to the user by the manufacturer or its distributors and shall be available for inspection at the job site at the request of the Building Official.

This renews NOA# 06-0125.04 and consists of pages 1 through 5.  
The submitted documentation was reviewed by Alex Tigera.



NOA No: 11-0815.07  
Expiration Date: 10/18/16  
Approval Date: 11/24/11  
Page 1 of 5

## ROOFING COMPONENT APPROVAL

**Category:** Roofing  
**Sub-Category:** Ventilation  
**Materials:** Plastic

### TRADE NAMES OF PRODUCTS MANUFACTURED OR LABELED BY APPLICANT:

<u>Product</u>	<u>Dimensions</u>	<u>Test Specification</u>	<u>Product Description</u>
Cobra® Rigid Vent 3™ (with 3" ring shank nails)	H= 7/8" W=13-13/16"	TAS 100	Plastic low profile shingle over attic ridge vent for installation in shingle roof systems. With or without filter. (3" ring shank corrosion resistant nails supplied if indicated in product name)
Cobra® Rigid Vent II™ (without nails)	L=48"		
Cobra® Snow Country Advanced™ (with filter and 3" ring shank nails)			
Cobra® Snow Country™ (with filter, no nails)			
SONN (no filter, no nails) FSNN (with filter, no nails)	H= 7/8" W=13-13/16" L=48"	TAS 100	Plastic low profile shingle over attic ridge vent for installation in shingle roof systems. With or without filter. (No nails supplied with ridge vent)
Ridge Pro™ (with filter, no nails)	H= 7/8" W=13-13/16" L=48"	TAS 100	Plastic low profile shingle over attic ridge vent for installation in shingle roof systems. (No nails supplied with ridge vent)

### TRADE NAMES OF PRODUCTS MANUFACTURED BY OTHERS:

<u>Product</u>	<u>Dimensions</u>	<u>Test Specification</u>	<u>Product Description</u>	<u>Manufacturer</u>
Asphalt Roof Cement		ASTM D 4586	Asbestos-free, asphalt based roof cement.	generic
Asphalt Primer		ASTM D 41	Asphalt Primer	generic
Roofing Nails (SONN & FSNN)	2-½" long head dia. 3/8"	TAS 114	Corrosion resistant annular ring shank nails	generic
Roofing Nails (Cobra® Rigid Vent 3™ & Cobra® Snow Country Advanced™)	3" long head dia. 3/8"	TAS 114	Corrosion resistant annular ring shank nails	GAF Materials Corporation (Supplied)



NOA No: 11-0815.07  
 Expiration Date: 10/18/16  
 Approval Date: 11/24/11  
 Page 2 of 5

**MANUFACTURING LOCATION:**

1. Cumming, GA.

**EVIDENCE SUBMITTED:**

<u>Test Agency/Identifier</u>	<u>Name</u>	<u>Report</u>	<u>Date</u>
ETC Laboratories, Inc.	ASTM D 1929 ASTM D635 ASTM D 2843	ETC-01-718-10379.0	1/16/2000
PRI Asphalt Technologies, Inc.	ASTM G 638 ASTM G 85/ PA 114 TAS 100	HBP-002-02-01 HBP-003-02-01 HBP-01-02-01	06/06/01 08/03/01 11/02/00
Architectural Testing, Inc.	TAS 100 ASTM D 1929/ D 635	60172.01-122-18 59665.02-106-31	10/07/05 09/16/05

**LIMITATIONS:**

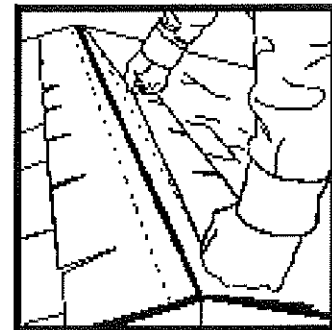
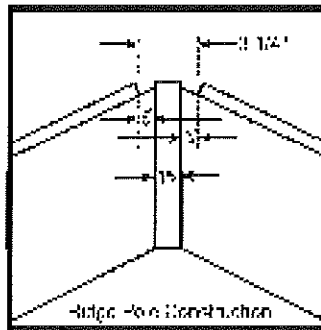
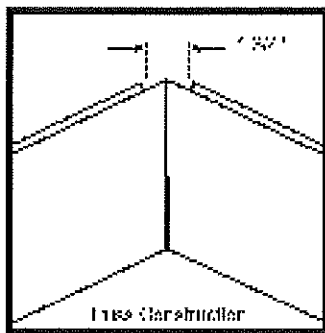
1. Refer to applicable building codes for required ventilation.
2. All ridge vents in this NOA shall not be installed on roof mean heights greater than 33 feet.



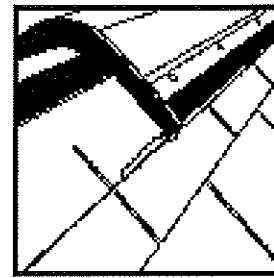
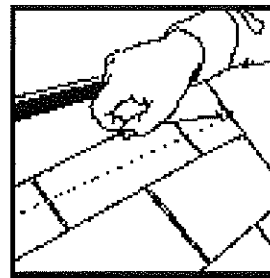
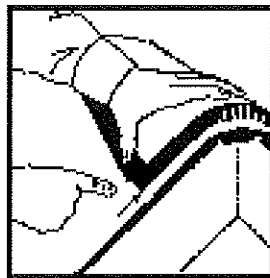
NOA No: 11-0815.07  
Expiration Date: 10/18/16  
Approval Date: 11/24/11  
Page 3 of 5

## APPROVED APPLICATIONS:

**Slot:** Determine whether the rafters are truss or ridgepole construction. Chalk a cut line of each side of ridge. Cut a 1-3/4" (truss) or 3-1/4" (ridge pole) slot along the apex of the roof by cutting 7/8" on each side of the ridge. The slot shall terminate 1 foot shorter at each end than the total length of ridge vent used.



**Installation:** Place, center and conform the end of a piece of ridge vent at each end of slots. Mark the location of the end of the baffle. Strike a chalk line on both sides of the ridge to produce baffle alignment. Place a 1/8" wide bead of caulk along the along the chalk line. Place vent sections centered over the slot using a chalk line. Place nails 3" from every end at pre-marked locations on the vent and then at 9" o.c. on both sides of the vent. For part numbers, SONN, FSNN and Ridge Pro, the installer must source 2 1/2" generic corrosion resistant ring shank roofing nails that provide 3/4" penetration into wood substrate. 3" ring shank nails are recommended.



**Ridge Shingle:** Using nail lines provided on top of vent. Nail cap shingles in place through vent using corrosion resistant roofing nails of sufficient length to provide 3/4" penetration into wood substrate. 3" ring shank nails are recommended.

**Net Free Area:** Refer to manufacturers published literature

**Minimum Slope:** 3:12

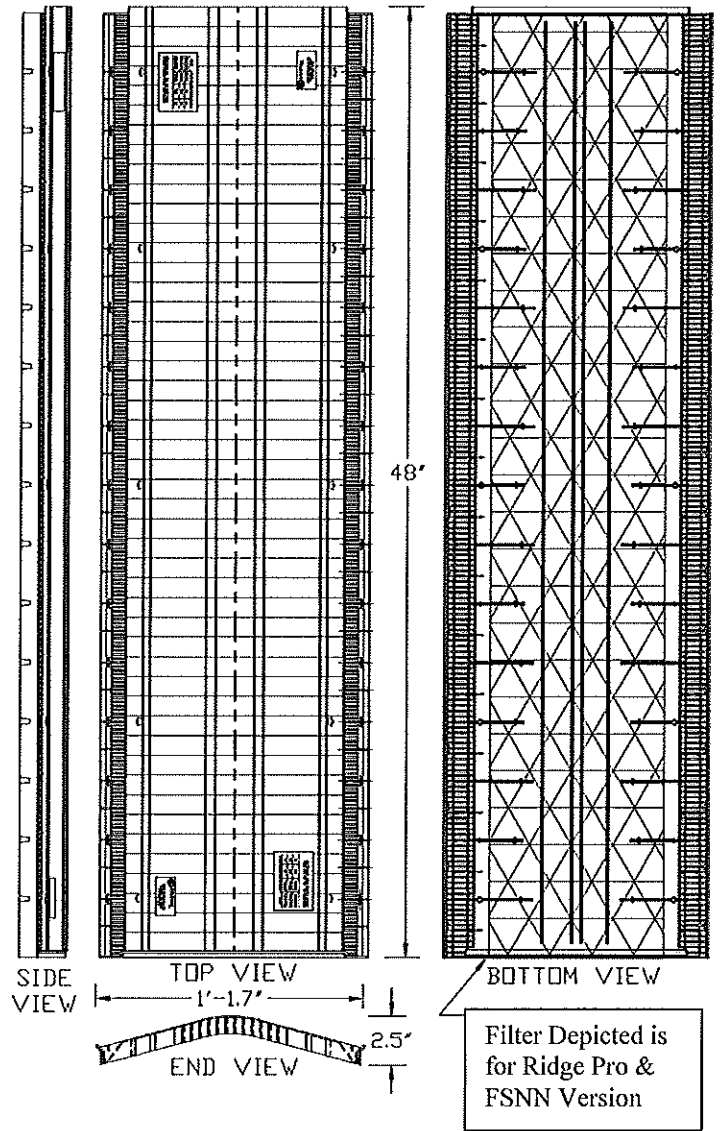
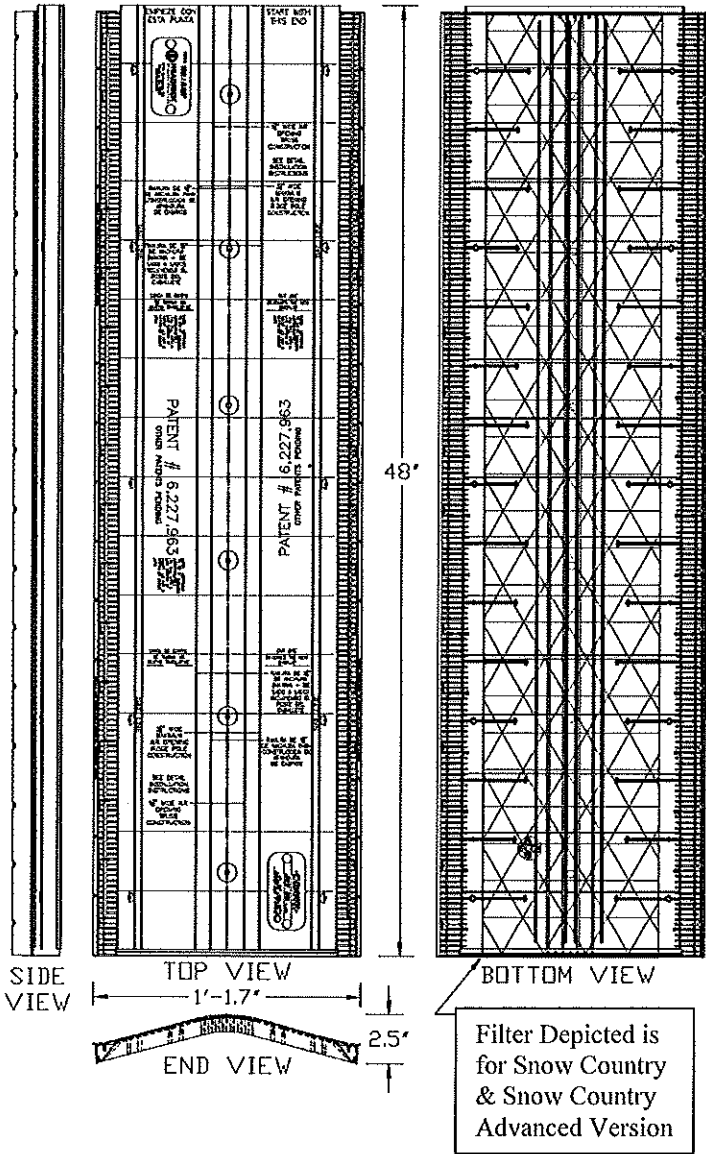


NOA No: 11-0815.07  
Expiration Date: 10/18/16  
Approval Date: 11/24/11  
Page 4 of 5

DETAIL DRAWINGS

Cobra® Rigid Vent 3™, Cobra® Rigid Vent II™,  
Cobra® Snow Country Advanced™,  
Cobra® Snow Country™

FSNN,  
SONN,  
Ridge Pro™



END OF THIS ACCEPTANCE



NOA No: 11-0815.07  
Expiration Date: 10/18/16  
Approval Date: 11/24/11  
Page 5 of 5