



BUILDING AND NEIGHBORHOOD COMPLIANCE DEPARTMENT (BNC)  
BOARD AND CODE ADMINISTRATION DIVISION

MIAMI-DADE COUNTY  
PRODUCT CONTROL SECTION  
11805 SW 26 Street, Room 208  
Miami, Florida 33175-2474  
T (786) 315-2590 F (786) 315-2599  
[www.miamidade.gov/building/](http://www.miamidade.gov/building/)

**NOTICE OF ACCEPTANCE (NOA)**

**GAF Materials Corporation**  
1361 Alps Road.  
Wayne, NJ 07470

**SCOPE:**

This NOA is being issued under the applicable rules and regulations governing the use of construction materials. The documentation submitted has been reviewed and accepted by Miami-Dade County BNC - Product Control Section to be used in Miami Dade County and other areas where allowed by the Authority Having Jurisdiction (AHJ).

This NOA shall not be valid after the expiration date stated below. The Miami-Dade County Product Control Section (In Miami Dade County) and/or the AHJ (in areas other than Miami Dade County) reserve the right to have this product or material tested for quality assurance purposes. If this product or material fails to perform in the accepted manner, the manufacturer will incur the expense of such testing and the AHJ may immediately revoke, modify, or suspend the use of such product or material within their jurisdiction. BNC reserves the right to revoke this acceptance, if it is determined by Miami-Dade County Product Control Section that this product or material fails to meet the requirements of the applicable building code.

This product is approved as described herein, and has been designed to comply with the Florida Building Code including the High Velocity Hurricane Zone of the Florida Building Code.

**DESCRIPTION: GAFTimbertex® Ridge Cap Shingles**

**LABELING:** Each unit shall bear a permanent label with the manufacturer's name or logo, city, state and following statement: "Miami-Dade County Product Control Approved", unless otherwise noted herein.

**RENEWAL** of this NOA shall be considered after a renewal application has been filed and there has been no change in the applicable building code negatively affecting the performance of this product.

**TERMINATION** of this NOA will occur after the expiration date or if there has been a revision or change in the materials, use, and/or manufacture of the product or process. Misuse of this NOA as an endorsement of any product, for sales, advertising or any other purposes shall automatically terminate this NOA. Failure to comply with any section of this NOA shall be cause for termination and removal of NOA.

**ADVERTISEMENT:** The NOA number preceded by the words Miami-Dade County, Florida, and followed by the expiration date may be displayed in advertising literature. If any portion of the NOA is displayed, then it shall be done in its entirety.

**INSPECTION:** A copy of this entire NOA shall be provided to the user by the manufacturer or its distributors and shall be available for inspection at the job site at the request of the Building Official.

This renews NOA #09-0604.15 and consists of pages 1 through 6.  
The submitted documentation was reviewed by Alex Tigera.



NOA No.: 11-0512.01  
Expiration Date: 09/07/16  
Approval Date: 07/07/11  
Page 1 of 6

## ROOFING ASSEMBLY APPROVAL

**Category:** Roofing  
**Sub-Category:** Asphalt Shingles  
**Materials:** Laminate  
**Deck Type:** Wood

### SCOPE

This approves **GAF Timbertex® Ridge Cap Shingle** as manufactured by GAF Materials Corporation described in Section 2 of this Notice of Acceptance.

### PRODUCT DESCRIPTION

<u>Product</u>	<u>Dimensions</u>	<u>Test Specifications</u>	<u>Product Description</u>
GAF Timbertex® Ridge Cap Shingle	12" x 12"	TAS 110	A 12" x 36" prefabricated hip and ridge fiberglass reinforced asphalt shingle with perforations at 12" sections.

### PRODUCTS MANUFACTURED BY OTHERS

<u>Product</u>	<u>Product Description</u>	<u>Size</u>	<u>Manufacturer</u>
Polyurethane Roof & Flashing Sealant	Sealant	various	Henkel PL
NP-I™	Sealant	various	Sonneborn
FlexSeal™	Sealant	various	GAF Corp.

### MANUFACTURING LOCATION

1. Mt. Vernon, IN.

### EVIDENCE SUBMITTED

<u>Test Agency</u>	<u>Test Identifier</u>	<u>Test Name/Report</u>	<u>Date</u>
PRI Asphalt Technologies, Inc.	GAF-125-02-01	TAS 100	04/04/06
Underwriters Laboratories, Inc.	06CA18074	ASTM D3462	06/16/06
Underwriters Laboratories, Inc.	06CA18074	ASTM E 108	06/16/06
Underwriters Laboratories, Inc.	06CA18074	TAS 107	06/16/06
Underwriters Laboratories, Inc.	09CA12621	ASTM D 3161	04/30/09



NOA No.: 11-0512.01  
Expiration Date: 09/07/16  
Approval Date: 07/07/11  
Page 2 of 6

## LIMITATIONS

1. Fire classification is not part of this acceptance; refer to a current Approved Roofing Materials Directory for fire ratings of this product.
2. Shall not be installed on roof mean heights in excess of 33 ft.
3. All products listed herein shall have a quality assurance audit in accordance with the Florida Building Code and Rule 9B-72 of the Florida Administrative Code.

## INSTALLATION

1. Ridge Cap Shingles shall be installed in compliance with Roofing Application Standard RAS 115.
2. Flashing shall be in accordance with Roofing Application Standard RAS 115
3. The manufacturer shall provide clearly written application instructions.
4. **Henkel PL Polyurethane Roof & Sealant, Sonneborn NP-1™ GunGrade or GAF FlexSeal™ must be used in the application of this product as specified in Detail A.**
5. Exposure and course layout shall be in compliance with Detail 'A', attached.

## LABELING

1. Ridge Cap Shingles shall be labeled with the Miami-Dade Seal as seen below, or the wording "Miami-Dade County Product Control Approved".



## BUILDING PERMIT REQUIREMENTS

1. Application for building permit shall be accompanied by copies of the following:
  - 1.1 This Notice of Acceptance.
  - 1.2 Any other documents required by the Building Official or the applicable code in order to properly evaluate the installation of this system.



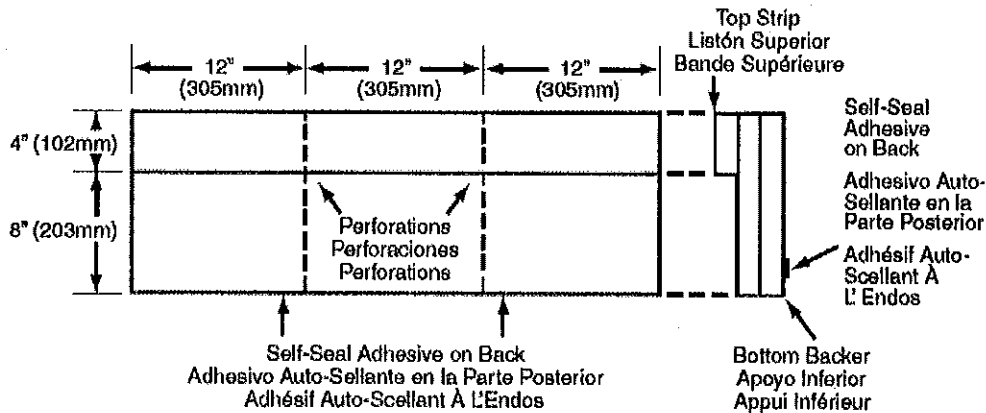
NOA No.: 11-0512.01  
Expiration Date: 09/07/16  
Approval Date: 07/07/11  
Page 3 of 6

## DETAIL A

### GAF Timbertex® Application Instructions:

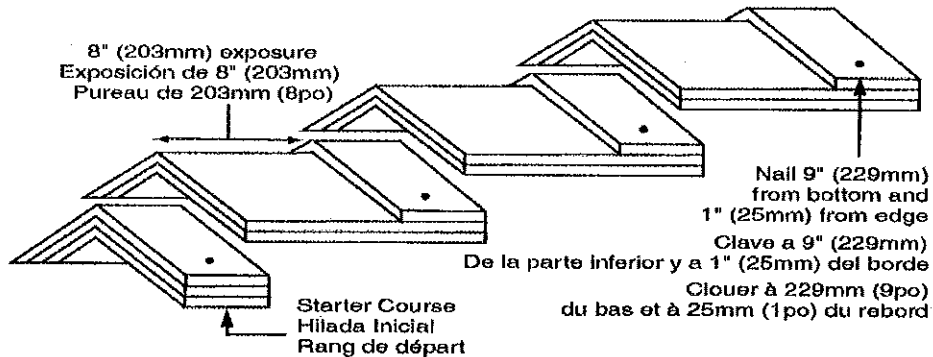
(1) **Step One** – Separate each piece of GAF TIMBERTEX®... into three individual ridge cap shingle pieces at perforations (see Figure 1).

**Figure 1**



(2) **Step Two** – Prepare the starter course... For this step, take a 12" x 12" (305mm x 305mm) ridge cap piece and cut along the line between double-thick and triple-thick layers (see Figure 2).

**Figure 2**



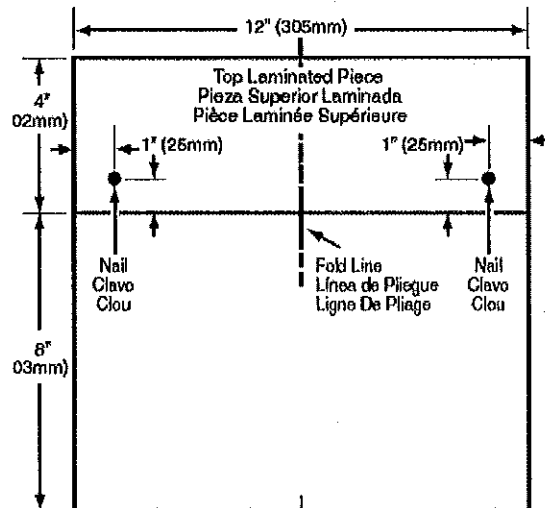
(3) **Step Three** – Place the 4" x 12" (102mm x 305mm) triple-thick starter cap across the ridge... starting at the bottom of the hip or from the end of the ridge opposite the direction of the prevailing wind.

**Note:** For cold weather application or for high wind zones see special application section below.

(4) **Step Four** – Begin laying full ridge cap shingle pieces 12" x 12" (305mm x 305mm) as shown (see Figure 2). Apply with an 8" exposure beginning at the bottom of the hip or from the end of the ridge opposite the direction of the prevailing wind. The inner edge of the 4" wide laminated piece provides alignment for the next unit.

(5) **Step Five** – Apply ridge cap using 2 nails per piece 9” back from the exposed end and 1” up from the edge. ... (see Figure 3 for location of nails). Use only zinc coated steel or aluminum, 10-12 gauge, barbed, deformed or smooth shank roofing nails with heads 3/8” (9.5mm) to 7/16” (12mm) in diameter. Nails should be long enough to penetrate at least 3/4” (19mm) into wood decks or just through plywood decks. Nails must be driven flush with the surface of the shingle. Over driving will damage the shingle. Raised nails will interfere with the wind resistance of the shingles.

Figure 3



## Special Application Section:

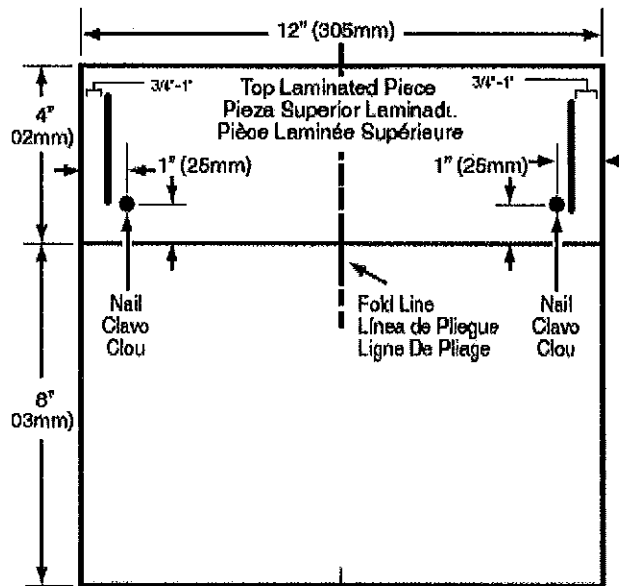
### For Cold Weather Application

- In cold weather, warm GAF TIMBERTEX® Ridge Cap Shingles before bending.
- When self-sealing is delayed due to cold weather, apply quarter-sized dabs of asphalt plastic cement (must conform to ASTM D4586 Type I or Type II) between ridge cap pieces and press firmly to insure good contact between pieces.
- **Note:** Excessive application of tab adhesive can cause blistering of ridge cap shingle.

### For High-Wind Zones

- In high wind areas or for maximum wind resistance, apply a ¼" wide bead of Henkel PL® Urethane Sealant, Sonneborn® NP-1™ Urethane Sealant, or GAF FlexSeal™ to each ridge cap shingle ¾"-1" from the shingle edge, parallel to the ridge (see Figure 4).

Figure 4



END OF THIS ACCEPTANCE